

Students and families at Menlo Park were surveyed in December 2021 about their perceptions of their school in terms of Engagement, Academic Challenge, Culture, Belonging & Peer Collaboration, and Relationships. In addition, students provided feedback about School Safety, Emotional and Mental Health, and Diversity, Equity, and Inclusion.

We heard from 111% of students and 50% of families.

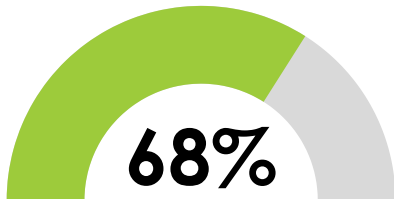
With the help of the nonprofit YouthTruth, we analyzed their responses to use for decision-making and improvements. Here are a few things we learned from the survey:



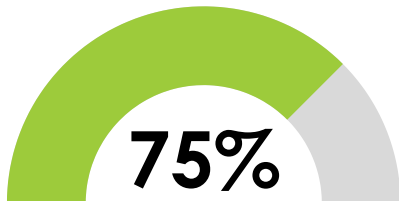
In A Student's Own Words

"Something I like about school is that i feel safe, comfortable and I love learning new things. I also like how people treat me."

- 4th Grader at Menlo Park Elementary



The percent of students who believe students in their classroom treat the teacher with respect. The national average is 50%.

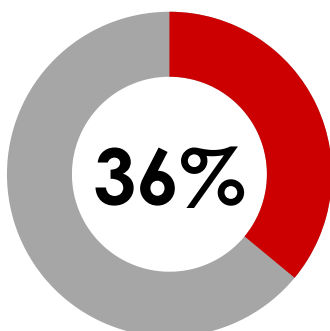


The percent of students who feel safe in the hallways of the school. This is a 13% increase from December 2019.

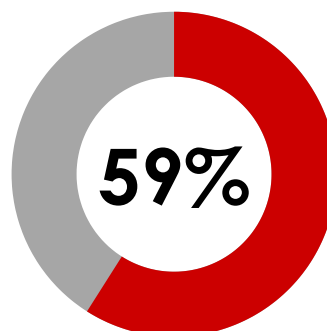


The percent of families who feel comfortable approaching teachers about their child's progress. This is a 4% increase from December 2020.

Areas for Improvement



The percent of students who believe other students behave well in class. This is a 14% decrease from December 2020.



The percent of families who feel engaged with Menlo Park. This is a 7% decrease from December 2020. The national average is 68%.